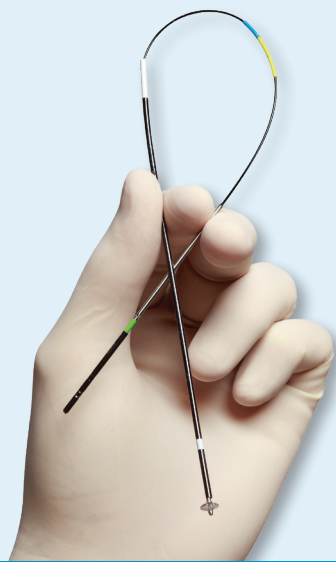


# VASCADE MVP®

VENOUS VASCULAR CLOSURE SYSTEM



↑ Fill out and attach to patient chart

↑ Attach to sterile dressing

#### Dear Patient,

Your doctor closed your wound site with a VASCADE MVP® Venous Vascular Closure System (VVCS) from Cardiva Medical. Please notify your doctor immediately if you notice any significant bleeding, swelling, bruising, discomfort or infection in your wound. If you have another physician visit in the next 30 days, please give this card to your doctor.

Your doctor will tell you if you should stop doing any of your normal activities as well as how to treat your wound after you leave the hospital.

#### What to Expect

*Your wound may be sore or tender upon discharge from the hospital.*

Call your doctor if you experience any of the following:

- *A significant amount of bleeding from the access site*
- *Swelling in the groin or the leg*
- *Pain in the groin or the leg*
- *Red skin, fever, chills or if the wound is not healing as these may be signs of an infection*

**CARDIVA**  
MEDICAL, INC.

P: 866.602.6099 F: 866.602.1795  
customerservice@cardivamedical.com  
www.CardivaMedical.com

2019© Cardiva Medical, Inc.  
VASCADE MVP is a registered trademark of Cardiva Medical, Inc.  
LBL 4646 Rev D

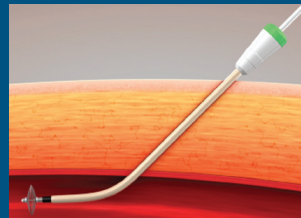
# VASCADE MVP®

VENOUS VASCULAR CLOSURE SYSTEM

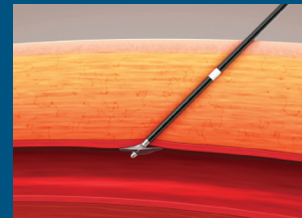
Patient  
Information Guide  
Get Back on Your Feet Faster

**CARDIVA**  
MEDICAL, INC.

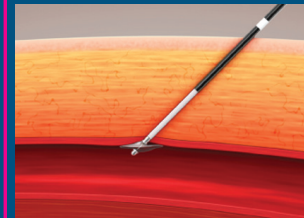
During your catheterization procedure, your physician placed one or more thin flexible tubes, called a sheath, into a vein in your leg. At the completion of the procedure, the sheath was removed, leaving a small hole in the vein. To prevent bleeding, each hole must be closed.




VASCADE MVP VVCS is inserted into existing procedural sheath and disc is deployed



Sheath is removed and disc is placed against the inside of the vessel wall which temporarily stops the bleeding



Collagen is exposed and quickly expands by absorbing the fluid in the surrounding tissue



Disc is collapsed and device is removed. Gentle pressure is applied until bleeding stops.

## VASCADE MVP® VENOUS VASCULAR CLOSURE SYSTEM

Traditionally, a medical professional applied firm pressure to close the hole left by the sheath. This method, called Manual Compression, can cause discomfort due to prolonged pressure on your groin (typically 15-30 minutes) and can require up to 6 hours of bed rest.

Instead of Manual Compression, your doctor has decided to use VASCADE MVP® Venous Vascular Closure System (VVCS), to close the hole after removing the sheath. VASCADE MVP VVCS delivers a collagen patch on top of the puncture site, facilitating rapid closure of the hole and allowing you to spend less time in bed and get back on your feet faster. The collagen patch degrades over time and is naturally absorbed into the body.

## Caring for Your Puncture Site After You Get Home

It is important to talk to your doctor about any limitations in your activities and how to take care of your puncture site following your procedure.

### HERE ARE SOME GENERAL GUIDELINES FOR ALL PATIENTS POST PROCEDURE

- You may shower 24 hours after your procedure. Gently clean the puncture site with soap and water
  - Avoid taking baths or fully submerging the puncture site in water, if possible
- Keep the site clean and dry
- Reapply a clean dressing on the puncture site daily for approximately 5 days or until the site has healed

### WHEN TO CALL YOUR DOCTOR OR NURSE

- Bleeding of any kind at the puncture site
- Persistent swelling or tenderness of the puncture site or the leg
- Significant pain at the puncture site or the leg
- Infection symptoms such as redness, warm to touch, drainage, fever, or chills

### DAILY ACTIVITIES

- Do not drive the day of discharge
- Until the site is healed:
  - Avoid lifting heavy objects
  - Avoid wearing tight or restrictive clothing
  - If possible, avoid strenuous or vigorous activities and exercise (i.e. climbing stairs)
  - While coughing, sneezing, or during bowel movement, support the puncture site by applying gentle compression with the palm of your hand

### THE FOLLOWING ARE NORMAL OBSERVATIONS, THOUGH SHOULD BE MONITORED

- Slight bump or groin tenderness, which may last up to one week
- Some bruising or discomfort

Please keep this card for your records

#### Dear Physician,

This patient has received a VASCADE MVP® Venous Vascular Closure System (VVCS) to seal the femoral vein access site at the completion of the procedure. The device is completely latex free, MRI compatible and made from bioabsorbable collagen. The collagen implant was placed extravascular to the femoral vein to obtain hemostasis. For more information, please either refer to the patient's medical records or directly contact the physician listed below.

Patient Name: \_\_\_\_\_

Hospital Name: \_\_\_\_\_

Physician Name: \_\_\_\_\_

Physician Phone No.: \_\_\_\_\_

Closure Date: \_\_\_\_\_

Device Placement:

Left Femoral Vein

Right Femoral Vein